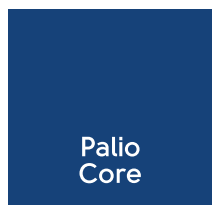


PALIO TRADE

by Karndean

LUXURY VINYL FLOORING
DESIGNED FOR THE
TRADE TO FIT



Palio
Core



Palio
Clic



QUICK AND EASY
TO INSTALL



DURABLE



LOW
MAINTENANCE



WATERPROOF



COMPATIBLE WITH
UNDERFLOOR
HEATING



CONTENTS

WHAT IS PALIO TRADE BY KARNDEAN?	4
INTRODUCING PALIO CORE AND PALIO CLIC	5
CHOOSING PALIO CORE OR PALIO CLIC? PALIO CORE PALIO CLIC	6
WOOD AT A GLANCE	7
STONE AT A GLANCE	7
PRODUCT RANGE	9
SCOTIA AND SKIRTING	22
INSTALLATION GUIDELINES PALIO CORE PALIO CLIC	24
TECHNICAL INFORMATION PALIO CORE PALIO CLIC	25
SUPPORT AND FIND A STOCKIST	26

WHAT IS PALIO TRADE BY KARNDEAN?

Palio Trade by Karndean is luxury vinyl flooring that is not like typical vinyl. It comes in robust, pre-cut planks and tiles, that offer the following benefits:



QUICK AND EASY TO INSTALL

Using our click-locking mechanism.



WATERPROOF

Won't swell, crack or warp when wet.



HIGHLY REALISTIC DESIGNS

Designed by Karndean's in-house product team to perfectly replicate real wood and stone.



SOFT, WARM AND QUIET UNDERFOOT

No cold tiles, no clicking shoes.



DURABLE

Won't warp or crack like real wood and stone. 20 year residential guarantee.



HYGIENIC

Unlike carpets, our floors don't hold dust, dirt, pollen or other allergens.



LOW MAINTENANCE

Clean easily with a sweep and mop. No sanding, varnishing or staining.

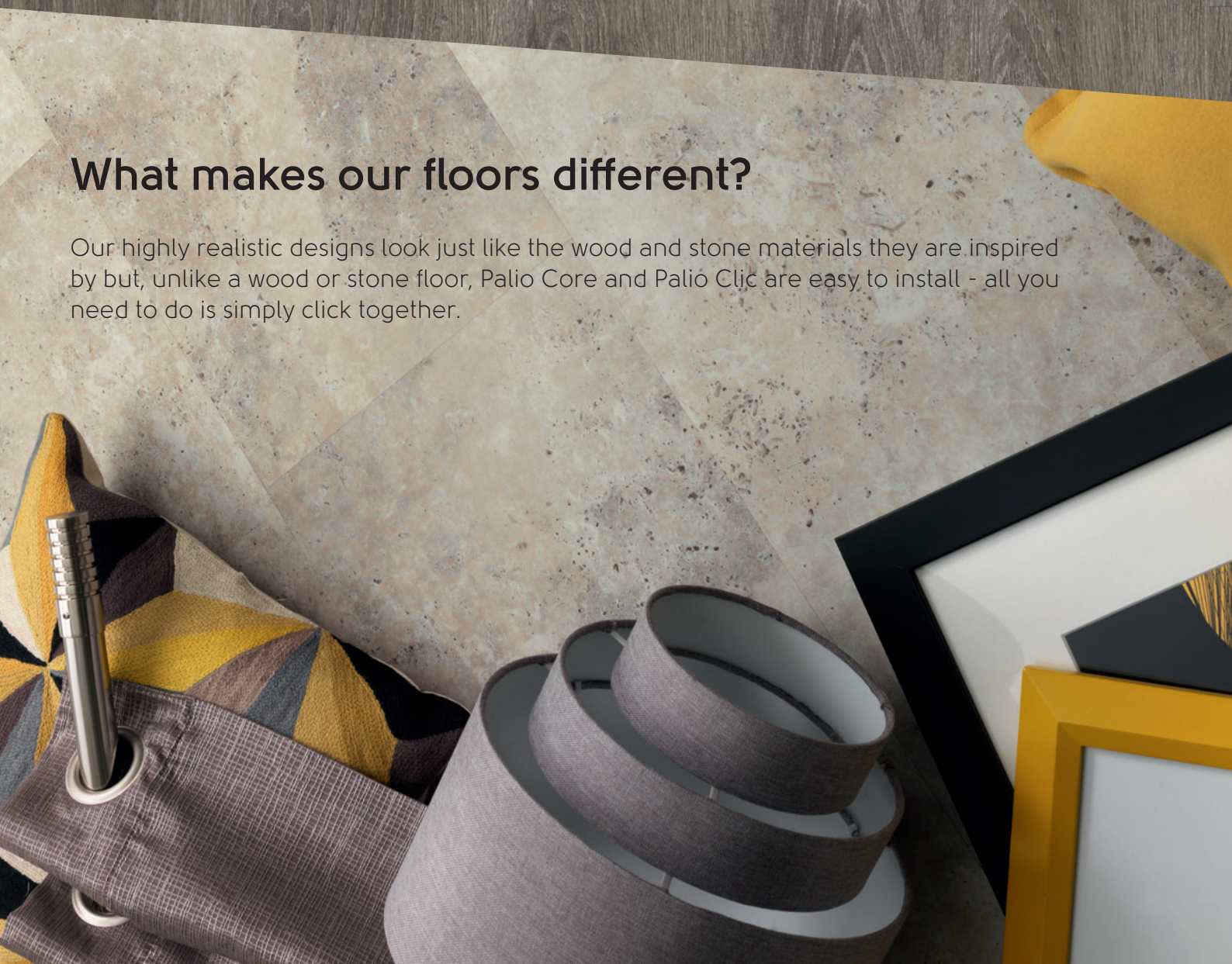


COMPATIBLE WITH UNDERFLOOR HEATING

Up to 27°C.

What makes our floors different?

Our highly realistic designs look just like the wood and stone materials they are inspired by but, unlike a wood or stone floor, Palio Core and Palio Clic are easy to install - all you need to do is simply click together.



INTRODUCING PALIO CORE AND PALIO CLIC



Palio Core has a rigid core LVT construction with a foam backing which provides more robustness on uneven subfloors and acoustic benefits when installed above ground level.



QUICK AND EASY TO INSTALL



PATENTED CLICK-LOCKING MECHANISM



NO UNDERLAY REQUIRED



INSTALLS OVER MOST EXISTING HARD FLOORS



REDUCES IMPACT NOISE TRANSFER BY 19dB



RIGID CORE CONSTRUCTION



Available in the same realistic wood and stone look designs as Palio Core. The Palio Clic range is quick and easy to install with a patented and familiar click-locking mechanism that doesn't require adhesive.



QUICK AND EASY TO INSTALL



NO NEED FOR ADHESIVE



PATENTED CLICK-LOCKING MECHANISM



100% WATERPROOF
COLOUR MATCHED
SCOTIA

BOLSENA RCP6507 | CP4507 | SCO-RCP6507

PALIO CORE OR PALIO CLIC?









Palio Core comes in a range of highly realistic wood and stone designs. It combines our simple click-locking system with a rigid core construction which provides more robustness on uneven subfloors. With its acoustic foam backing, it can reduce noise transfer to rooms below and there is no need for additional underlay.




Palio Clic comes in the same range of designs as Palio Core. It uses our patented click-locking system, so you can simply click the pre-cut planks and tiles into place. You won't even need adhesive.


PALIO CORE AND PALIO CLIC COMPARISON

Feature	Palio Core	Palio Clic
 Patented click-locking system	✓	✓
 No need for adhesive	✓	✓
 Installs over most existing hard floors	✓	
 Reduces impact noise transfer by 19dB	✓	
 No underlay required*	✓	
 Rigid core construction	✓	

PALIO CORE COMPOSITION



PALIO CLIC COMPOSITION



WOOD AT A GLANCE

1220mm x 179mm



SORANO

Palio Core **RCP6508**

Palio Clic **CP4508**



MONTIERI

Palio Core **RCP6504**

Palio Clic **CP4504**



AREZZO

Palio Core **RCP6503**

Palio Clic **CP4503**



CRESPINA

Palio Core **RCP6505**


Palio Clic **CP4505**



BOLSENA

Palio Core **RCP6507**

Palio Clic **CP4507**



VETRALLA

Palio Core **RCP6506**

Palio Clic **CP4506**



LUCCA

Palio Core **RCP6509**

Palio Clic **CP4509**



ASCIANO

Palio Core **RCP6502**

Palio Clic **CP4502**

STONE AT A GLANCE


307mm x 600mm



MURLO

Palio Core **RCT6302**

Palio Clic **CT4302**



PIENZA

Palio Core **RCT6303**


Palio Clic **CT4303**



VOLTERRA

Palio Core **RCT6301**

Palio Clic **CT4301**



CETONA

Palio Core **RCT6304**

Palio Clic **CT4304**



CETONA **RCT6304** | **CT4304**

*An underlay is not required when installing Palio Clic but can be used if additional sound insulation is required. If underlay is used, it must be less than 2mm thick.



WOOD

1220mm x 179mm



SORANO **RCP6508** | CP4508



AREZZO **RCP6503** | CP4503



BOLSENA **RCP6507** | CP4507



LUCCA **RCP6509** | CP4509



All of our floors are 100% waterproof and suitable for kitchens and bathrooms where water spillages are more likely.



LUCCA **RCP6509** | CP4509











WOOD

1220mm x 179mm




MONTIERI **RCP6504** | CP4504



CRESPINA **RCP6505** | CP4505



VETRALLA **RCP6506** | CP4506



ASCIANO **RCP6502** | CP4502



ASCIANO **RCP6502** | CP4502







STONE

307mm x 600mm



MURLO **RCT6302** | CT4302




PIENZA **RCT6303** | CT4303



VOLTERRA **RCT6301** | CT4301



CETONA **RCT6304** | CT4304



Palio floors are naturally warmer than wood or stone but also compatible with underfloor heating up to 27°C.



PIENZA **RCT6303** | CT4303

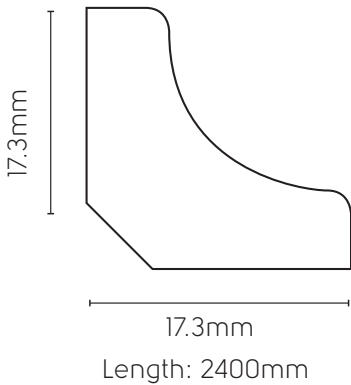




100% WATERPROOF SCOTIA AND SKIRTING

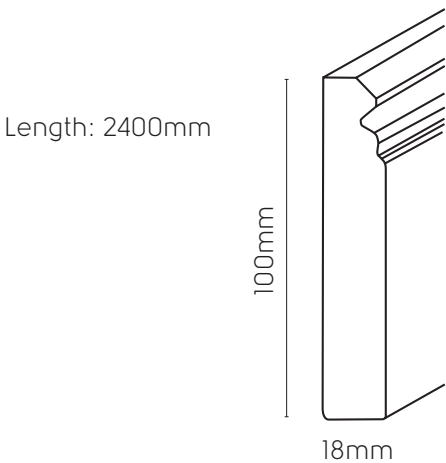
The light weight, flexible colour matched scotia helps finish the installation and hides your expansion gap.

SORANO	SCO-RCP6508	
AREZZO	SCO-RCP6503	
MONTIERI	SCO-RCP6504	
BOLSENA	SCO-RCP6507	
PIENZA	SCO-RCT6303	
CETONA	SCO-RCT6304	
WHITE	SCO-WHITE	



Alternatively finish with a new paintable white skirting board to hide the expansion gap between the wall and the floor.

WHITE	SK100	
-------	-------	---



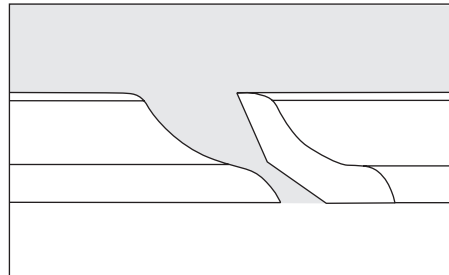
Scotia and Skirting Installation guidelines

For full instructions and guidance on cutting scotia and skirting visit palioflooring.com


Joining straight lengths

Use a mitre block cut the left hand piece at a 45 degree angle and for the right hand piece use the same 45 degree angle as the left hand piece and make the cut.

Scotia



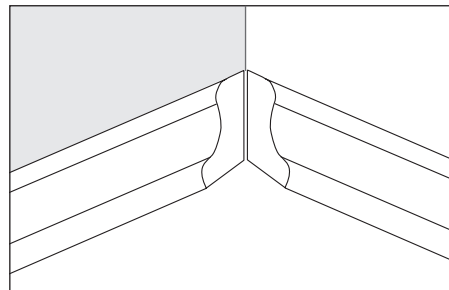
Skirting



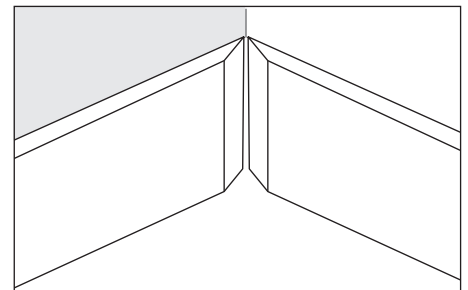
Internal corners

Using a mitre block cut the left hand piece at 45 degrees sawing bottom left to top right. Cut the right hand piece at 45 degrees sawing bottom right to top left.

Scotia



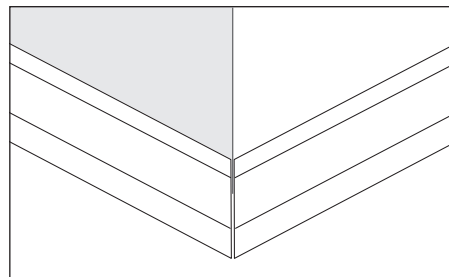
Skirting



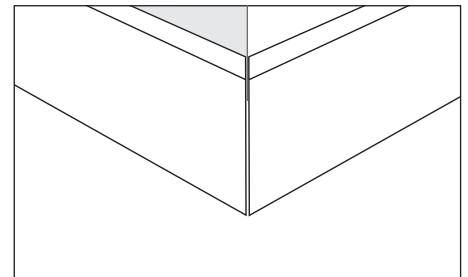
External corners

Using a mitre block, cut the left hand piece at 45 degrees sawing bottom right to top left. For the right hand piece, cut at 45 degrees sawing bottom left to top right.

Scotia



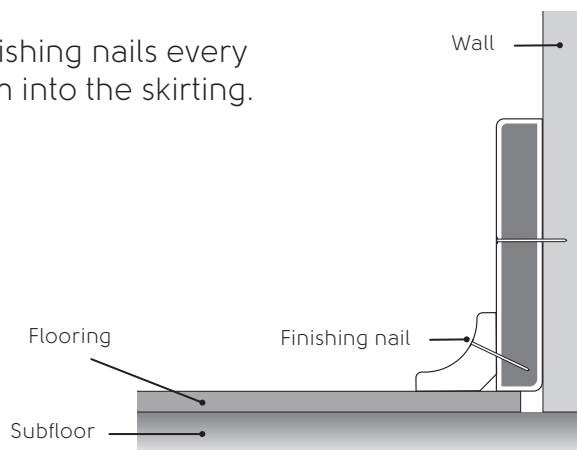
Skirting



Scotia

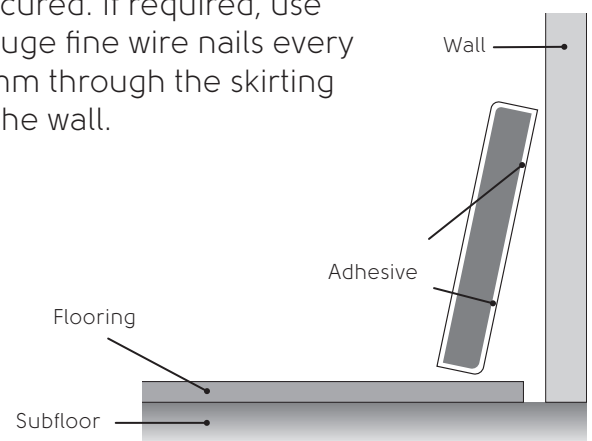
Apply cartridge/tube adhesive to the back of your scotia and affix to the wall/skirting.

Use finishing nails every 450mm into the skirting.



Skirting

Apply cartridge/tube adhesive to the back of the skirting and firmly press against the wall until cured. If required, use 18 gauge fine wire nails every 450mm through the skirting into the wall.



PALIO CORE | PALIO CLIC Installation guidelines

Please refer to palioflooring.com for the full installation instructions.




1. Using a knife and a straight edge, measure the first plank to no smaller than the width of the plank.



2. Score the plank once and snap it so you have the desired length.



3. No need for adhesive, click and lock the planks into place.



4. Continue to fit the rest of the floor. Remember to leave a 5mm expansion gap.


























PALIO CORE | PALIO CLIC Technical specification

Palio
Core

PALIO CORE

Palio
Clic

PALIO CLIC

	STANDARD	PALIO CORE RESULT	PALIO CLIC RESULT	PALIO CORE PRODUCTS	
 SIZE	EN ISO 24342	Plank: 1220 mm x 179 mm (48.03" x 7.05") Tile: 307 mm x 600 mm (12.09" x 23.62")	Plank: 1220 mm x 179 mm (48.03" x 7.05") Tile: 307 mm x 600 mm (12.09" x 23.62")	BOX QUANTITY	M²
LOCKING SYSTEM*		2G™ angling installation	2G™ angling installation	10 Planks	2.184
 THICKNESS	EN ISO 24346	6.5 mm	4.5 mm	10 Tiles	1.842
 WEAR LAYER	EN ISO 24340	0.55 mm	0.4 mm	PALIO CLIC PRODUCTS	
SURFACE TREATMENT		PU coating	PU coating	BOX QUANTITY	M²
GUARANTEE**	Commercial Domestic	15 years 20 years	12 years 20 years	10 Planks	2.184
 BEVELLED EDGE		Micro	Micro	10 Tiles	1.842
 MASS PER UNIT AREA	EN ISO 23997	7480 g/m²	8910 g/m²	PALIO CORE PRODUCTS	
 STANDARDS	EN 649 / EN ISO 10582 EN 16511	Pass: Multilayer modular floorcovering panels	Pass	PRODUCT	LRV
 CLASSIFICATION	EN 685 / EN ISO 10874- Commercial EN 685 / EN ISO 10874- Domestic	33: Commercial heavy 23: Domestic heavy	32: Commercial general 23: Domestic heavy	RCP6502	CP4502 11
 REACTION TO FIRE	EN 13501-1	Bfl-s1	Bfl-s1	RCP6503	CP4503 28
 STAINING	EN ISO 26987/EN 423 EN 438-2	Pass (grade 5)	Excellent	RCP6504	CP4504 26
 LIGHT FASTNESS	EN ISO 105-B02	Pass ≥6	≥7	RCP6505	CP4505 23
 ABRASION RESISTANCE	EN 649 EN ISO 10582 EN 13329 Annex E	Pass >4000 cycles	Group T Type 1	RCP6506	CP4506 10
 FURNITURE CHAIR LEG	EN 424	Pass (no visible damage)		RCP6507	CP4507 17
 DIMENSIONAL STABILITY	EN 434 / EN ISO 23999 BS EN ISO 23999	Pass ≤0.25%	Pass	RCP6508	CP4508 41
 SWELLING	ISO 24336	Pass (0.2%)		RCP6509	CP4509 12
 ACOUSTIC IMPACT NOISE REDUCTION	EN ISO 717-2 / EN ISO 140-8 EN ISO 10140-1:2016 and EN ISO 10140-3:2010+A1:2015)	$\Delta L_w = 19$ dB $\Delta L_{w,N} = 11$ dB	$\Delta L_w = 4$ dB	RCT6301	CT4301 27
 INDENTATION - RESIDUAL	EN 433 / EN ISO 24343-1 ISO 24343-1	Pass ≤0.1 mm	Pass ≤0.1 mm	RCT6302	CT4302 51
 IMPACT RESISTANCE	EN13329 Annex F	Pass ≥1800 mm		RCT6303	CT4303 40
 CASTOR CHAIR CONTINUOUS USE	EN 425/ ISO 4918 ISO 4918/ EN 425	Pass 25000 cycles	Pass	RCT6304	CT4304 11
 THERMAL RESISTANCE	ISO 8302	0.052 m²K/W Suitable for underfloor heating. Max 27°C	0.0197 m²K/W Suitable for underfloor heating. Max 27°C		
 SLIP RESISTANCE***	DIN 51130 EN 13893	R10 DS	R10 DS		
 LIGHT REFLECTANCE VALUE (LRV)	BS 8493:2008+A1:2010	See separate table	See separate table		
 ADHESIVE		None required; please install according to our installation instructions.	None required; please install according to our installation instructions.		
 ENVIRONMENTAL	Indoor Air Comfort Floorscore SCS-EC10.3-2014 v4.0	Gold certification Compliant low emitting VOC emissions. Indoor air quality certified; Compliant low emitting VOC emissions.	Gold certification Compliant low emitting VOC emissions. Indoor air quality certified; Compliant low emitting VOC emissions.		
 RECYCLING		Suitable	Suitable		
 PHthalate FREE		Yes	Yes		

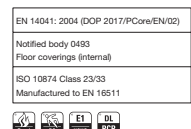
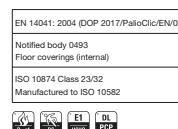


* 2G™ is a patented technology invented by Välinge Innovation AB. The 2G™ word mark and logo are registered trademarks owned by Välinge Innovation AB and any use of such marks is under license.

** Subject to terms. Please see our website.

***Slip resistance is measured on freestanding ex-factory product. Slip resistance can be affected by many factors, including but not limited to; product installation and underlayment, surface contamination, use, wear and how the product is maintained. Textural variation along the surface of the product can affect nominal values.

Manufactured to ISO 9001

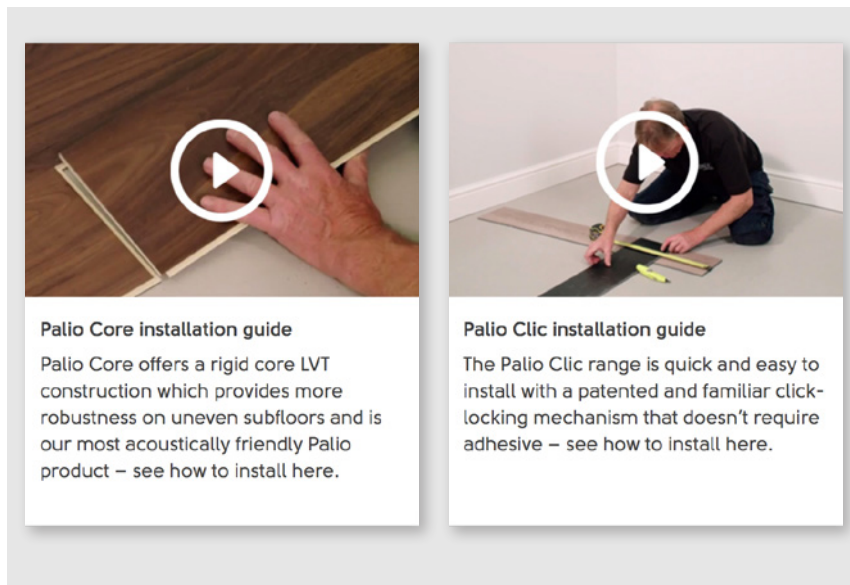


FIND US ONLINE

palioflooring.com

The website offers a wealth of inspiration, including our installation videos which take you through a step by step guide to fitting Palio Core and Palio Clic with Roger Bisby from Skill Builder.

You can also view these on the Palio Trade by Karndean YouTube channel.



FIND A STOCKIST

Simply log onto **palioflooring.com** where you can select a local stockist that has our Palio ranges in stock for you to pick up a sample or buy the product.

You can also contact our Trade team for more details about Palio Trade by Karndean on **01386 820110** or for any technical questions you may have, contact our technical experts on **01386 820102**.



We provide a sample service so you can see and handle the planks and tiles that you are interested in.

To use our fast and convenient sample service call **01386 820110** or visit **palioflooring.com** to order a chip size sample.





CONTACT US...

Crab Apple Way
Evesham
Worcestershire
WR11 1GP
01386 820110
info@palioflooring.com

palioflooring.com



Front cover: MONTIERI RCP6504 | CP4504



PALBYKRNBR03 | KD5935UK 01/21